



District Report Card: 2017


State: Rajasthan	District: Kota
Class: 3	Subject: Language
Schools: 61	Students: 980


Participation/Coverage


Students

GENDER 	Boys		Girls	
	Number	%	Number	%
	443	45.20	537	54.80

AREA 	Rural		Urban	
	Number	%	Number	%
	719	73.37	261	26.63

CATEGORY 	SC		ST		OBC		GEN	
	Number	%	Number	%	Number	%	Number	%
	384	39.18	112	11.43	420	42.86	64	6.53

CWSN 	LD	VI	HI	S&LD	ID	Oth
	0	2	0	0	0	0

Management 	Government		Government-aided	
	Number	%	Number	%
	980	100.00	0	0.00

Average Performance of Students in Language (%)

Overall	Gender		Area		Management		Social Group			
	Male	Female	Rural	Urban	Govt.	Aided	SC	ST	OBC	GEN
77.78	78.96	76.81	77.29	79.13	77.78	0.00	74.91	76.67	80.94	76.25

Performance on Learning Outcomes (LOs)

Learning Outcomes	Description	Average Performance(%)
L304	Reads small texts with comprehension i.e., identifies main ideas, details, sequence and draws conclusions	78.26
L312	Reads printed scripts on the classroom walls: poems, posters, charts etc.	76.84

Range of Performance of Students who Answered Correctly							
Below 30%		30% - 50%		50% - 75%		Above 75%	
Number	%	Number	%	Number	%	Number	%
22	2.24	81	8.27	251	25.61	626	63.88

Lowest Performing Learning Outcomes (LOs)

- 1 - Reads printed scripts on the classroom walls: poems, posters, charts etc. (76.84)
- 2 - Reads small texts with comprehension i.e., identifies main ideas, details, sequence and draws conclusions (78.26)